

REVISIONS AND ISSUANCE		
NO.	DATE	DESCRIPTION
1	08/13/2017	PRICING

PLEASE SEE SHEET A-2.4 FOR NSF INFORMATION OF THE PROPOSED KITCHEN EQUIPMENT

Partial Finish Schedule for health related items, (see A-01 for a complete schedule)

NO.	DESCRIPTION	Floor		Base/Trim		Wall		Ceiling		Remarks
		Material	Finish	Material	Finish	Material	Finish	Material	Finish	
01	ENTRY	FRP	FRP	FRP	FRP	FRP	FRP	FRP	FRP	Floor and cgl to be selected
02	OFFICE	FRP	FRP	FRP	FRP	FRP	FRP	FRP	FRP	8'-6"
03	OFFICE	FRP	FRP	FRP	FRP	FRP	FRP	FRP	FRP	8'-6"
04	DIRECTORS OFFICE	FRP	FRP	FRP	FRP	FRP	FRP	FRP	FRP	8'-6"
04A	SICK ROOM	FRP	FRP	FRP	FRP	FRP	FRP	FRP	FRP	8'-6"
05	KITCHEN	FRP	FRP	FRP	FRP	FRP	FRP	FRP	FRP	VINYL FACED CLG TILE
06	RESTROOM	FRP	FRP	FRP	FRP	FRP	FRP	FRP	FRP	FRP UP TO 4' HT.
07	PANTRY	FRP	FRP	FRP	FRP	FRP	FRP	FRP	FRP	FRP UP TO 4' HT.
08	LUNCH ROOM	FRP	FRP	FRP	FRP	FRP	FRP	FRP	FRP	FRP UP TO 4' HT.
09	STORAGE	FRP	FRP	FRP	FRP	FRP	FRP	FRP	FRP	FRP UP TO 4' HT.
10	UTILITY	FRP	FRP	FRP	FRP	FRP	FRP	FRP	FRP	FRP UP TO 4' HT.
11	RESTROOM	FRP	FRP	FRP	FRP	FRP	FRP	FRP	FRP	FRP UP TO 4' HT.
12	STORAGE	FRP	FRP	FRP	FRP	FRP	FRP	FRP	FRP	FRP UP TO 4' HT.

COLOR OF ALL FRP AND CEILING ARE WHITE
ALL FLOOR, WALL BASE AND WALL FINISH IN KITCHEN(05), PANTRY(07), LUNCH (08), STORAGE (09), UTILITY (10) RESTROOM(11) SHALL BE LIGHT BEIGE AND HAVE LEV OF 40 OR GREATER.

HEALTH NOTE:
ALL NSF CERTIFICATION ARE SHOWN ON A2.4

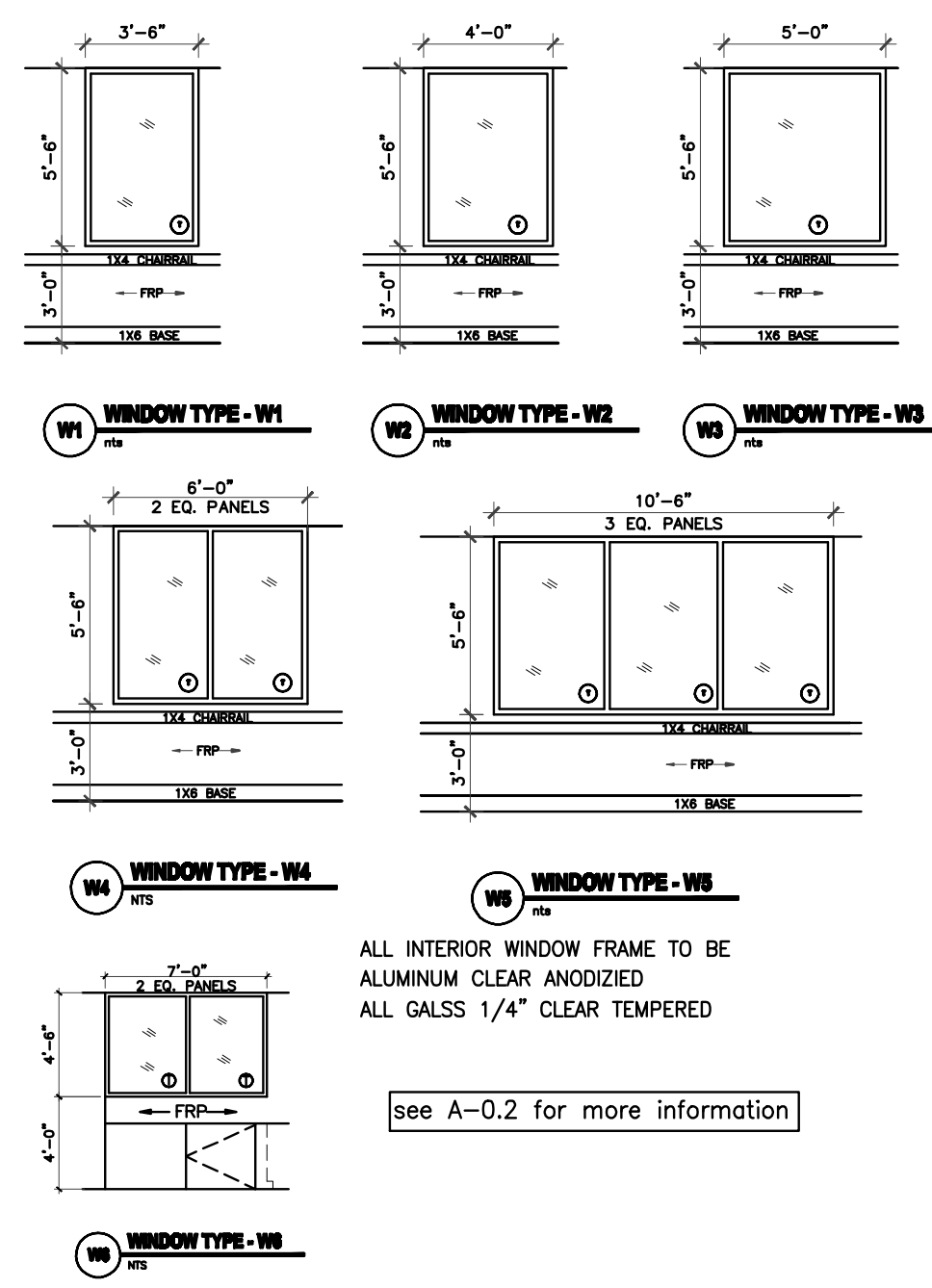
- PROVIDE FRP AND WAINSCOTING AT CORRIDORS
- ALL INTERIOR WALL EXTEND TO BOTTOM OF TRUSS
- INSULATION ON ALL EXTERIOR WALL

GC NOTES:
ALL ADA RAILING, REST ROOM ACCESSORIES, SHALL BE INSTALLED AFTER ADA INSPECTOR MARKED THE REQUIRED HEIGHT AT SITE.

NOTE:
MOISTURE RESISTANT PLYWOOD SUBSTRATE SHALL BE USED AT ALL AREA RECEIVE PLUMBING FIXTURE, PRESS WOOD IS ALLOWED ONLY AT DRY AREA.

- LEGEND
- ROOM NAME
 - VCT - FLOOR FINISH
 - ◇ - MILLWORK CUBBIE, SEE SHEET 6.8
 - ① - DOOR NUMBER, SEE SHEET A0.1
 - 2x6 WOOD STUD
 - EGRESS PATH PLAN
 - MIRROR NOT SHOWN ON PLAN, SEE ENLARGED ELEVATIONS
 - TB - TACK BOARD, BY CLARIDGE, 24"Wx18"H, TOTAL OF 13. ALUM. FRAME WITH LIGHT COLOR CORK.

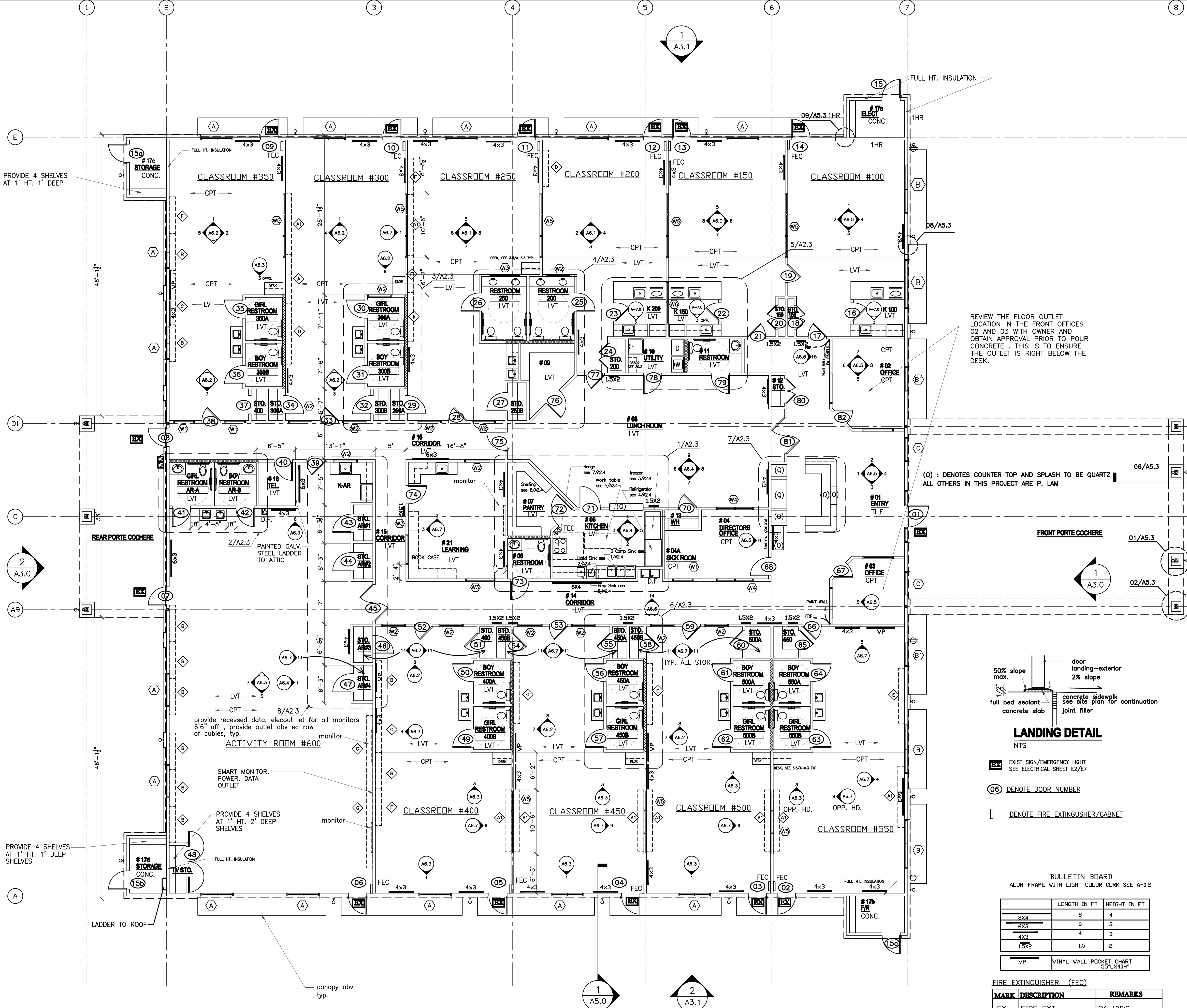
INTERIOR WINDOW SCHEDULE



ALL INTERIOR WINDOW FRAME TO BE ALUMINUM CLEAR ANODIZED
ALL GLASS 1/4" CLEAR TEMPERED
see A-0.2 for more information

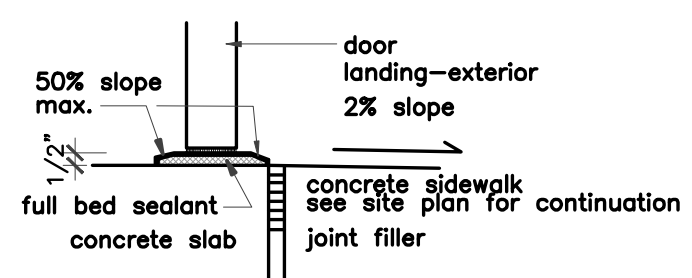
EXTERIOR WINDOW SCHEDULE

DARK BRONZE ANODIZED ALUMINUM WINDOW FIXED WITH GLAZED-IN INSULATING UNITS, SEE PLAN AND ELEVATION FOR SIZE. STAINED CLEAR PINE INTERIOR SURROUNDING.
see A-0.2 for more information



REVIEW THE FLOOR OUTLET LOCATION IN THE FRONT OFFICES 02 AND 03 WITH OWNER AND OBTAIN APPROVAL PRIOR TO POUR CONCRETE. THIS IS TO ENSURE THE OUTLET IS RIGHT BELOW THE DESK.

(Q) : DENOTES COUNTER TOP AND SPLASH TO BE QUARTZ
ALL OTHERS IN THIS PROJECT ARE P. LAM



LANDING DETAIL

- EX - EXIST SIGN/EMERGENCY LIGHT SEE ELECTRICAL SHEET E2/E7
- 06 - DENOTE DOOR NUMBER
- DENOTE FIRE EXTINGUISHER/CABINET

BULLETIN BOARD

ALUM. FRAME WITH LIGHT COLOR CORK SEE A-0.2

MARK	DESCRIPTION	REMARKS
FX	FIRE EXT.	2A-10BC
FX-K	FIRE EXT.-KITCHEN	K-RATED

PLUS RECESSED FE CABINETS.

FIRE EXTINGUISHER (FEC)

MARK	DESCRIPTION	REMARKS
FX	FIRE EXT.	2A-10BC
FX-K	FIRE EXT.-KITCHEN	K-RATED

PLUS RECESSED FE CABINETS.

INTERIOR WALL AND CEILING FINISH REQUIREMENT BY OCCUPANCY

GROUP	EXIT PASSAGEWAY	CORRIDOR	ROOM AND ENCLOSED SPACES
E	B	C	C

1 FLOOR PLAN
1/8" = 1'-0"

- NOTES:
- BUILDING IS FULLY SPRINKLERED.
 - ALL INTERIOR WALL 2X4 STUDS U.N.O. ALL EXTERIOR WALL 2X6 STUDS
 - 2X6 FOR PLUMBING WALL.
 - ALL BATHROOMS TO BE SLOPED TO FLOOR DRAIN. (SEE P-1)
 - VISUAL ALARM SHALL BE PROVIDED WITH AUDIBLE ALARM IN ALL RESTROOMS, CLASSROOMS, ACTIVITY ROOM, LOBBIES, AND HALLWAYS.

- THE FRONT DOOR HAS AN ELECTRONIC DOOR LATCH, COMPLETE W/ "BIOMETRIC BASED SAFE PASS DOOR CONTROLLER", THE ELECTRONIC DOOR LATCH SHOULD BE ABLE TO BE OPERATED BY A BUZZER BUTTON FROM INSIDE THE BLDG. FROM RECEPTION DESK, AND W/ A KEY IN THE FRONT
- ALL LOCKS KEYED TO HAVE THE SAME MASTER KEY
- TACK BOARDS PROVIDED BY GC.
- PLACE THERMOSTAD SENSOR NEAR 6 FT AFF.

10. TO AVOID CONFLICT, COORDINATION WITH MILLWORK, FURNITURE, WINDOWS, DOORS AND ALL OTHER EQUIPMENT, DEVICES MUST BE DONE PRIOR TO LOCATE THE WALL SWITCH AND/OR OUTLETS. GC IS RESPONSIBLE TO FIX THE FILED CONFLICT SHOULD IT OCCURS.

IVY KIDS EARLY LEARNING CENTER
4434 CR 94
Manvel, Tx 77578



DRAWING TITLE

FLOOR PLAN

DRAWN BY	CHECKED BY
JC	JC
DATE	JOB NO.
03/30/2017	gleannloch
DRAWING NO.	A-2.0